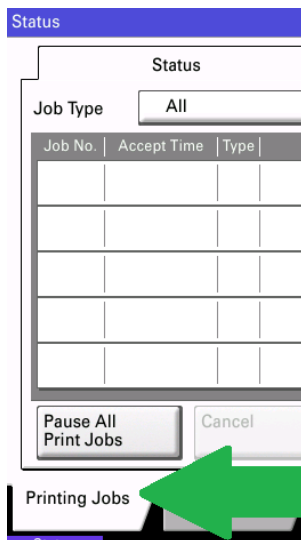


Job Status- Allows viewing status of jobs being sent and printed.

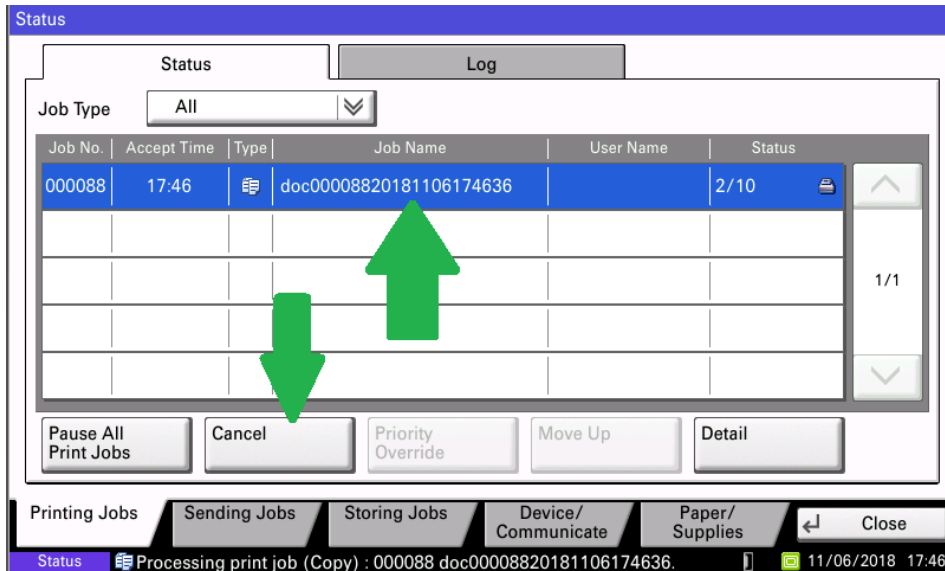
Press Status/Job Cancel on the Home Screen or the hard key on the panel.



The first tab is reserved for all Printing Jobs such as Copies, Printing and incoming Fax Jobs.



To cancel a job, select the job in question and press Cancel Key.



The screenshot shows the 'Status' window with a table of jobs. The first row is selected and highlighted in blue. A green arrow points to the 'Cancel' button in the control panel below the table.

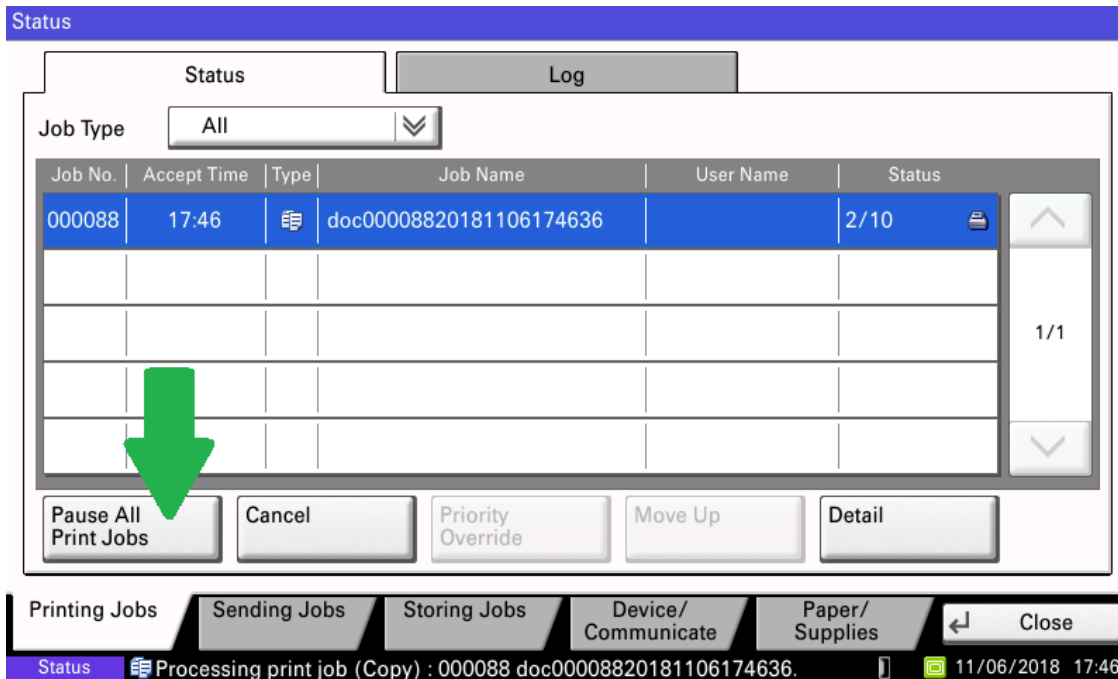
Job No.	Accept Time	Type	Job Name	User Name	Status
000088	17:46		doc00008820181106174636		2/10

Buttons: Pause All Print Jobs, Cancel, Priority Override, Move Up, Detail

Bottom bar: Printing Jobs, Sending Jobs, Storing Jobs, Device/Communicate, Paper/Supplies, Close

Status bar: Processing print job (Copy) : 000088 doc00008820181106174636 11/06/2018 17:46

If you need to Pause all printing press Pause All Print Jobs. Just remember to resume all print jobs when complete by pressing the same button again.



The screenshot shows the 'Status' window with the same job list as the previous image. A green arrow points to the 'Pause All Print Jobs' button in the control panel below the table.

Job No.	Accept Time	Type	Job Name	User Name	Status
000088	17:46		doc00008820181106174636		2/10

Buttons: Pause All Print Jobs, Cancel, Priority Override, Move Up, Detail

Bottom bar: Printing Jobs, Sending Jobs, Storing Jobs, Device/Communicate, Paper/Supplies, Close

Status bar: Processing print job (Copy) : 000088 doc00008820181106174636 11/06/2018 17:46

Each tab has a Log to see what has been done in the past.

Status

Status Log

Job Type: All

Job No.	End Date	Type	Job Name	User Name	Result
000088	11/06 17:46	Doc	doc00008820181106174636		Completed OK
000087	11/06 17:45	Doc	doc00008720181106174533		Completed OK
000086	10/29 14:07	Doc	doc00008620181029140652		Completed OK
000085	10/19 07:35	Doc	doc00008520181019073542		Completed OK
000084	10/19 07:35	Doc	doc00008420181019073519		Completed OK


Detail

Printing Jobs Sending Jobs Storing Jobs Device/Communicate Paper/Supplies Close

Status 11/06/2018 17:48

The last tab called Paper/Supplies will give an overview of the entire machine including toner levels and paper levels.

Status



Toner Information

Toner	Status
Black (K)	██████████ 97%
Waste Toner	OK

Paper

Size	Type	Status
Letter	Plain	██████████ 50%
Legal	Plain	██████████ 80%
Letter	Plain	██████████ 0%
Letter	Plain	██████████ 30%
Legal	Cardstock	██████████ 0%

Others

Type	Status
Staple A	OK

Printing Jobs Sending Jobs Storing Jobs Device/Communicate Paper/Supplies Close

Status 11/06/2018 17:49